


Edge 80 Reverse - Plate Beveling Machine

EDGE 80 Reverse designed for beveling the lower side of the plate. Heavy duty machine, powerful and strong, suggested for particularly demanding applications on plates with a high grade of hardness and wall thickness.

Unique machine to be employed whenever is requested the beveling of the lower side or both sides of the plate, granting a noticeable time saving as well as resources, avoiding the movement of the plate.

Locking range w.t. 6 - 120mm (1/4" - 4 3/4")
Max. diagonal: 80mm

Rotating heads




The machine is equipped with a stepless variable head type which allows bevel angles from 10° to 70°, granting a very easy and quick adjustment of the angle of bevel.

Milling head speed regulator



With the optional milling head speed regulator, it is possible to reduce the rpm of the milling head for an optimal result on any kind of material.

The machine is equipped with a plate detecting sensor and trolley with a new chips conveyance system. We have also implemented an amortization system which allows to overcome eventual imperfections of the wall thickness or eventual variations of the plate, as well as the imperfections of the ground.

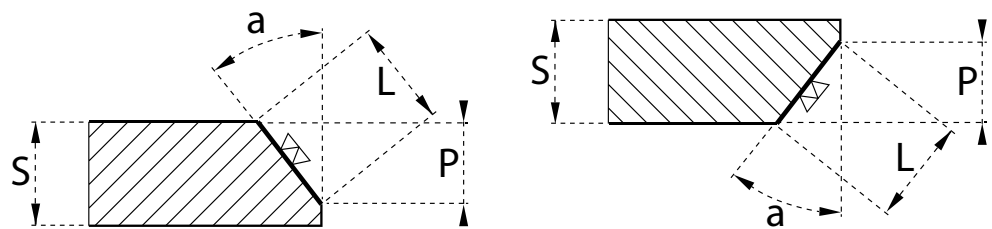
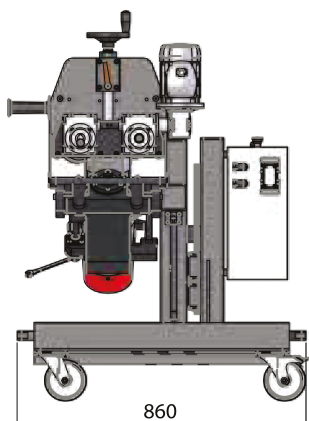
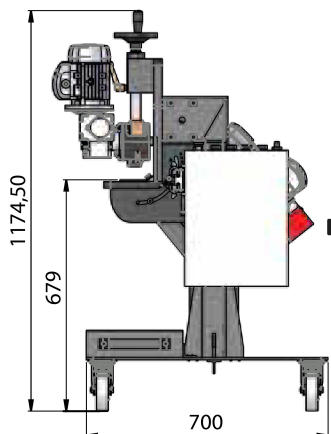


Edge 80 Reverse - Plate Beveling Machine

Technical Features

Electric motor power	W	4000
Tension	Volt	230 / 400*
Frequency	Hz	50 / 60
Face mill speed	rpm	820 (with opt. from 300 to 1500)
Face mill type	-	Ø80mm - 9 inserti (inserts)
Bevel angle	-	10° - 70°
"J" bevel angle	-	0° - 30°
Plate thickness	mm	Min. 6 - Max. 120
Bevel diagonal length	mm	Min. 0 - Max. 80
Travel speed	Mt./min.	0 ÷ 1,5
Weight	Kg	300
Acoustic emissions	dB	76

*Different voltage available on request



Bevel Angle	Max Plate W.T.	Max Bevel Performance*	
"a"	"S"	"L"max	"P"max
10°	120mm	74,7mm	73,57mm
15°	120mm	73,19mm	70,7mm
20°	120mm	72,37mm	68,01mm
22,5°	120mm	72,23mm	66,73mm
25°	120mm	72,25mm	65,48mm
30°	120mm	72,85mm	63,09mm
35°	120mm	74,25mm	60,82mm
37,5°	120mm	74,29mm	58,94mm
40°	120mm	76,57mm	58,66mm
45°	120mm	80mm	56,57mm
50°	120mm	76,57mm	49,22mm
55°	120mm	74,25mm	42,59mm
60°	120mm	72,85mm	36,43mm
65°	120mm	72,25mm	30,53mm
70°	120mm	72,37mm	24,75mm

*In multiple steps